

Series : A3BAB/1

SET-1

प्रश्न-पत्र कोड  
Q.P. Code **55/1/1**

रोल नं.

Roll No.

--	--	--	--	--	--	--	--

परीक्षार्थी प्रश्न-पत्र कोड को उत्तर-पुस्तिका के मुख-पृष्ठ पर अवश्य लिखें।

Candidates must write the Q.P. Code on the title page of the answer-book.

नोट

- (I) कृपया जाँच कर लें कि इस प्रश्न-पत्र में मुद्रित पृष्ठ 12 हैं।
- (II) प्रश्न-पत्र में दाहिने हाथ की ओर दिए गए प्रश्न-पत्र कोड को छात्र उत्तर-पुस्तिका के मुख-पृष्ठ पर लिखें।
- (III) कृपया जाँच कर लें कि इस प्रश्न-पत्र में 12 प्रश्न हैं।
- (IV) कृपया प्रश्न का उत्तर लिखना शुरू करने से पहले, प्रश्न का क्रमांक अवश्य लिखें।
- (V) इस प्रश्न-पत्र को पढ़ने के लिए 15 मिनट का समय दिया गया है। प्रश्न-पत्र का वितरण पूर्वाह्न में 10.15 बजे किया जाएगा। 10.15 बजे से 10.30 बजे तक छात्र केवल प्रश्न-पत्र को पढ़ेंगे और इस अवधि के दौरान वे उत्तर-पुस्तिका पर कोई उत्तर नहीं लिखेंगे।

NOTE

- (I) Please check that this question paper contains 12 printed pages.
- (II) Q.P. Code given on the right hand side of the question paper should be written on the title page of the answer-book by the candidate.
- (III) Please check that this question paper contains 12 questions.
- (IV) Please write down the Serial Number of the question in the answer-book before attempting it.
- (V) 15 minute time has been allotted to read this question paper. The question paper will be distributed at 10.15 a.m. From 10.15 a.m. to 10.30 a.m., the candidates will read the question paper only and will not write any answer on the answer-book during this period. \*

भौतिक विज्ञान (सैद्धान्तिक)

PHYSICS (Theory)

निर्धारित समय : 2 घण्टे

Time allowed : 2 hours

अधिकतम अंक : 35

Maximum Marks : 35

सामान्य निर्देश :

निम्नलिखित निर्देशों को बहुत सावधानी से पढ़िए और उनका पालन कीजिए :

- (i) इस प्रश्न पत्र में कुल 12 प्रश्न हैं। सभी प्रश्न अनिवार्य हैं।
- (ii) यह प्रश्न पत्र तीन खंडों में विभाजित है – खंड क, ख और ग।
- (iii) **खण्ड-क** : प्रश्न संख्या 1 से 3 प्रत्येक प्रश्न 2 अंक का है।
- (iv) **खण्ड-ख** : प्रश्न संख्या 4 से 11 तक प्रत्येक प्रश्न 3 अंक का है।
- (v) **खण्ड-ग** : प्रश्न संख्या 12 प्रकरण अध्ययन आधारित प्रश्न है, यह प्रश्न 5 अंक का है।
- (vi) प्रश्न पत्र में कोई समग्र विकल्प नहीं है। हालाँकि कुछ प्रश्नों में आंतरिक विकल्प प्रदान किए गए हैं। इनमें से केवल एक ही प्रश्न का उत्तर लिखिए।
- (vii) लॉग टेबल का उपयोग कर सकते हैं, यदि आवश्यक हो, लेकिन कैल्कुलेटर के उपयोग की अनुमति नहीं है।

$$c = 3 \times 10^8 \text{ m/s}$$

$$h = 6.63 \times 10^{-34} \text{ Js}$$

\*

$$e = 1.6 \times 10^{-19} \text{ C}$$

$$\mu_0 = 4\pi \times 10^{-7} \text{ T m A}^{-1}$$

$$\epsilon_0 = 8.854 \times 10^{-12} \text{ C}^2 \text{ N}^{-1} \text{ m}^{-2}$$

$$\frac{1}{4\pi\epsilon_0} = 9 \times 10^9 \text{ N m}^2 \text{ C}^{-2}$$

$$\text{इलेक्ट्रॉन का द्रव्यमान (m}_e\text{)} = 9.1 \times 10^{-31} \text{ kg}$$

$$\text{न्यूट्रॉन का द्रव्यमान} = 1.675 \times 10^{-27} \text{ kg}$$

$$\text{प्रोटॉन का द्रव्यमान} = 1.673 \times 10^{-27} \text{ kg}$$

$$\text{आवोगाद्रो संख्या} = 6.023 \times 10^{23} \text{ प्रति ग्राम मोल}$$

$$\text{बोल्ज़मान नियतांक} = 1.38 \times 10^{-23} \text{ JK}^{-1}$$

**General Instructions :**

**Read the following instructions very carefully and strictly follow them :**

- (i) *This question paper contains 12 questions. All questions are compulsory.*
- (ii) *This question paper is divided into three sections – Section A, B and C.*
- (iii) **Section A :** *Q. Nos. 1 to 3 are of 2 marks each.*
- (iv) **Section B :** *Q. Nos. 4 to 11 are of 3 marks each.*
- (v) **Section C :** *Q. No. 12 is a case study based question of 5 marks.*
- (vi) *There is no overall choice in the question paper. However, internal choice has been provided in some of the questions. Attempt any one of the alternatives in such questions.*
- (vii) *Use of log tables is permitted, if necessary, but use of calculator is not permitted.*

$$c = 3 \times 10^8 \text{ m/s}$$

$$h = 6.63 \times 10^{-34} \text{ Js}$$

$$e = 1.6 \times 10^{-19} \text{ C}$$

$$\mu_0 = 4\pi \times 10^{-7} \text{ T m A}^{-1}$$

$$\epsilon_0 = 8.854 \times 10^{-12} \text{ C}^2 \text{ N}^{-1} \text{ m}^{-2}$$

$$\frac{1}{4\pi\epsilon_0} = 9 \times 10^9 \text{ N m}^2 \text{ C}^{-2}$$

$$\text{Mass of electron (} m_e \text{)} = 9.1 \times 10^{-31} \text{ kg}$$

$$\text{Mass of neutron} = 1.675 \times 10^{-27} \text{ kg}$$

$$\text{Mass of proton} = 1.673 \times 10^{-27} \text{ kg}$$

$$\text{Avogadro's number} = 6.023 \times 10^{23} \text{ per gram mole}$$

$$\text{Boltzmann constant} = 1.38 \times 10^{-23} \text{ JK}^{-1}$$

### खण्ड – क

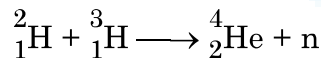
1. दाता और ग्राही स्तरों को चित्रित करते हुए तापमान  $T > 0K$  पर n-प्रकार और p-प्रकार के अर्धचालकों के ऊर्जा बैंड आरेख खींचिए। इन स्तरों के महत्व का उल्लेख कीजिए। 2
2. (a) गाइगर-मार्सडेन प्रयोग में प्रकीर्णन कोण ( $\theta$ ) के साथ प्रकीर्णित अल्फा कणों की संख्या (N) का विचरण दर्शाने वाला ग्राफ खींचिए। इस ग्राफ से दो निष्कर्ष निकालिए। 2

### अथवा

- (b) आपतित विकिरणों के लिए संग्राही प्लेट विभव के साथ प्रकाश-विद्युत धारा का विचरण दर्शाने के लिए उचित ग्राफ खींचिए :
  - (i) विकिरणों की समान तीव्रता परन्तु विभिन्न आवृत्तियाँ  $v_1, v_2$  और  $v_3$  ( $v_1 < v_2 < v_3$ )
  - (ii) विकिरणों की समान आवृत्ति परन्तु विभिन्न तीव्रताएँ  $I_1, I_2$  और  $I_3$  ( $I_1 < I_2 < I_3$ )
3. p-n संधि के वह अभिलक्षण लिखिए जो उसे दिष्टकरण के लिए उपयुक्त बनाते हैं। 2

### खण्ड – ख

4. उपगमन की समीपस्थ दूरी की परिभाषा लिखिए। यदि किसी  $\alpha$ -कण की गतिज ऊर्जा दो गुनी कर दी जाए तो इस दूरी पर क्या प्रभाव पड़ेगा ? 3
5. 60 cm वक्रता त्रिज्या के काँच के गोलीय अवतल पृष्ठ ( $\mu_g = 1.5$ ) के सामने वायु में 24 cm दूरी पर कोई बिन्दु स्रोत स्थित है। बनने वाले प्रतिबिम्ब की प्रकृति और उसकी स्रोत से दूरी ज्ञात कीजिए। 3
6. नीचे दी गयी अभिक्रिया में मुक्त हुई ऊर्जा MeV में परिकलित कीजिए : 3



दिया है :  $m({}^2_1\text{H}) = 2.014102 \text{ u}$

$$m({}^3_1\text{H}) = 3.016049 \text{ u}$$

$$m({}^4_2\text{He}) = 4.002603 \text{ u}$$

$$m_n = 1.008665 \text{ u}$$

7. उपयुक्त आरेख की सहायता से उस परिघटना की व्याख्या कीजिए जिस पर कोई प्रकाशिक तन्तु कार्य करता है। प्रकाशिक तन्तु के दो उपयोगों का उल्लेख कीजिए। 3

**SECTION – A**

1. Draw energy band diagrams of n-type and p-type semiconductors at temperature  $T > 0K$ , depicting the donor and acceptor energy levels. Mention the significance of these levels. **2**
2. (a) Draw the graph showing the variation of the number (N) of scattered alpha particles with scattering angle ( $\theta$ ) in Geiger – Marsden experiment. Infer two conclusions from the graph. **2**

**OR**

- (b) Plot suitable graphs to show the variation of photoelectric current with the collector plate potential for the incident radiation of
  - (i) the same intensity but different frequencies  $\nu_1, \nu_2$  and  $\nu_3$  ( $\nu_1 < \nu_2 < \nu_3$ )
  - (ii) the same frequency but different intensities  $I_1, I_2$  and  $I_3$  ( $I_1 < I_2 < I_3$ )
3. Write the characteristics of a p-n junction which make it suitable for rectification. **2**

**SECTION – B**

4. Define the term – Distance of closest approach. How will it be affected, for an  $\alpha$  - particle, if kinetic energy of the particle is doubled ? **3**
5. A point source in air is kept 24 cm in front of a concave spherical glass surface ( $\mu_g = 1.5$ ) and radius of curvature 60 cm. Find the nature of the image formed and its distance from the point source. **3**
6. Calculate the energy released in MeV in the following reaction : **3**
$${}^2_1\text{H} + {}^3_1\text{H} \longrightarrow {}^4_2\text{He} + \text{n}$$
Given :  $m({}^2_1\text{H}) = 2.014102 \text{ u}$ 
$$m({}^3_1\text{H}) = 3.016049 \text{ u}$$
$$m({}^4_2\text{He}) = 4.002603 \text{ u}$$
$$m_{\text{n}} = 1.008665 \text{ u}$$
7. Explain with the help of a suitable diagram, the phenomenon on which an optical fibre works. Mention any two uses of optical fibres. **3**

8. (a) 600 nm तरंगदैर्घ्य का कोई समान्तर किरण पुन्ज 0.2 mm चौड़ाई की किसी झिरी पर अभिलम्बवत आपतन करता है। यदि परिणामी विवर्तन पैटर्न का प्रेक्षण 1 m दूरी पर स्थित पर्दे पर किया जाता है, तो केंद्रीय उच्चिष्ठ से 3
- (i) प्रथम निम्निष्ठ की दूरी, तथा
- (ii) द्वितीय उच्चिष्ठ की दूरी ज्ञात कीजिए।

**अथवा**

- (b) अपवर्तनांक  $\mu_1$  के पदार्थ से बना वक्रता त्रिज्या R का कोई पतला समोत्तल लेंस अपवर्तनांक  $\mu_2$  ( $>\mu_1$ ) के समान वक्रता त्रिज्या के किसी समावतल लेंस के समाक्ष सम्पर्क में रखा गया है। ज्ञात कीजिए :
- (i) इन लेंसों की क्षमताओं का अनुपात, और
- (ii) इस लेंस संयोजन की क्षमता और उसकी प्रकृति।
9. जब किसी धातु के पृष्ठ को 330 nm तरंगदैर्घ्य के पराबैंगनी प्रकाश द्वारा प्रदीप्त किया जाता है तो उससे प्रकाशिक इलेक्ट्रॉन उत्सर्जित होते हैं। इस पृष्ठ से इलेक्ट्रॉन उत्सर्जन के लिए  $3.5 \times 10^{-19} \text{J}$  की निम्नतम ऊर्जा चाहिए। परिकल्पित कीजिए : 3
- (i) आपतित विकिरणों की ऊर्जा, तथा
- (ii) प्रकाशिक इलेक्ट्रॉन की गतिज ऊर्जा

10. किसी LED के कार्यकारी सिद्धान्त का उल्लेख कीजिए। LED के दो महत्वपूर्ण लाभ और दो हानियाँ लिखिए। 3

11. (a) (i) दो माध्यमों को पृथक करने वाले किसी पृष्ठ पर कोई एकवर्णी प्रकाश आपतन कर रहा है। अपवर्तन के पश्चात् इस प्रकाश की आवृत्ति प्रभावित नहीं होती परन्तु इसकी तरंगदैर्घ्य परिवर्तित हो जाती है। क्यों ? 3
- (ii) किसी विद्युत-चुम्बकीय विकिरण की आवृत्ति  $1.0 \times 10^{11} \text{ Hz}$  है। इस विकिरण को पहचानिए और इसके दो उपयोग लिखिए।

**अथवा**



8. (a) A parallel beam of light of wavelength 600 nm is incident normally on a slit of width 0.2 mm. If the resulting diffraction pattern is observed on a screen 1 m away, find the distance of 3
- (i) first minimum, and
- (ii) second maximum, from the central maximum.

**OR**

- (b) A thin equiconvex lens of radius of curvature  $R$  made of material of refractive index  $\mu_1$  is kept coaxially, in contact with an equiconcave lens of the same radius of curvature and refractive index  $\mu_2$  ( $>\mu_1$ ). Find :
- (i) the ratio of their powers, and
- (ii) the power of the combination and its nature.
9. Photoelectrons are emitted from a metal surface when illuminated with UV light of wavelength 330 nm. The minimum amount of energy required to emit the electrons from the surface is  $3.5 \times 10^{-19}$  J. Calculate : 3
- (i) the energy of the incident radiation, and
- (ii) the kinetic energy of the photoelectron.
10. State the working principle of an LED. Write any two important advantages and two disadvantages of LED. 3
11. (a) (i) Monochromatic light is incident on a surface separating two media. The frequency of the light after refraction remains unaffected but its wavelength changes. Why ? 3
- (ii) The frequency of an electromagnetic radiation is  $1.0 \times 10^{11}$  Hz. Identify the radiation and mention its two uses.

**OR**

- (b) (i) प्रकाश किरण PQ के पथ को आरेखित कीजिए जो आरेख में दर्शाए अनुसार कोण A के किसी काँच के प्रिज्म के एक फलक पर किसी कोण i पर आपतन करती है। इसके पश्चात् यह किरण दूसरे फलक से कोण e पर निर्गत होती है। इस किरण आरेख का उपयोग यह सिद्ध करने के लिए कीजिए कि जिस कोण पर किरण विचलित होती है वह कोण  $\angle\delta = \angle i + \angle e - \angle A$  द्वारा दिया गया है।

(ii)  $\angle\delta$  का निम्नतम मान क्या होगा जब किरण प्रिज्म के भीतर से सममिततः गुजरती है ?

### खण्ड – ग

#### प्रकरण अध्ययन

12. अध्यारोपण के सिद्धान्त का उपयोग प्रकाश तरंगों के व्यतिकरण की व्याख्या करने में किया जाता है। यह सिद्धान्त उल्लेख करता है कि किसी विशेष बिन्दु पर कई तरंगों द्वारा उत्पन्न परिणामी विस्थापन प्रत्येक तरंग द्वारा उत्पन्न अलग-अलग विस्थापनों का सदिश योग होता है। दो कलासंबद्ध प्रकाश तरंग स्रोत व्यतिकरण पैटर्न उत्पन्न करते हैं। थामस यंग ने किसी एकल एकवर्णी सूची छिद्र स्रोत (S) द्वारा प्रदत्त दो सर्वसम सूची छिद्रों ( $S_1$  और  $S_2$ ) का उपयोग करके दो कलासंबद्ध स्रोत प्राप्त करने का तरीका व्युत्पन्न किया। इन स्रोतों का अपने प्रयोग में, जिसे यंग का द्वि-झिरी प्रयोग कहते हैं, उपयोग करके यंग ने व्यतिकरण पैटर्न का अध्ययन किया। इस पैटर्न में एकान्तर (हर तीसरी) चमकीली और काली फ्रिन्ज होती हैं। दो क्रमागत चमकीली अथवा काली फ्रिन्जों के बीच की दूरी  $S_1$  और  $S_2$  के बीच की दूरी,  $S_1S_2$  तल से पर्दे की दूरी तथा उपयोग किए गए प्रकाश की तरंगदैर्घ्य पर निर्भर करती है।

5

I. नीचे दी गयी तरंगों पर विचार कीजिए :

(i)  $y_1 = a \sin \omega t$

(ii)  $y_2 = a \sin 2\omega t$

(iii)  $y_3 = a \sin (2\omega t + \phi)$

(iv)  $y_4 = a \sin \left( 4\omega t + \frac{\pi}{2} \right)$

दो स्रोतों,  $S_1$  और  $S_2$  आने वाली तरंगों के किस युगल से व्यतिकरण होगा ?

(A) (i) और (ii)

(B) (ii) और (iii)

(C) (iii) और (iv)

(D) (iv) और (i)





- (b) (i) Trace the path of a ray of light PQ which is incident at an angle  $i$  on one face of a glass prism of angle  $A$ . It then emerges out from the other face at an angle  $e$ . Use the ray diagram to prove that the angle through which the ray is deviated is given by  $\angle\delta = \angle i + \angle e - \angle A$ .
- (ii) What will be the minimum value of  $\delta$  if the ray passes symmetrically through the prism ?

### SECTION - C CASE STUDY

12. The principle of superposition is used to understand the phenomenon of interference of light waves. The principle states that at a particular point, the resultant displacement produced by a number of waves is the vector sum of the displacements produced by each wave. Light waves from two coherent sources produce interference pattern. Thomas Young devised a way to obtain two coherent sources using two identical pinholes ( $S_1$  and  $S_2$ ) illuminated by a single monochromatic pinhole source  $S$ . Using these sources in his experiment known as Young's double slit experiment, Young studied the interference pattern. The pattern consists of alternate bright and dark fringes. The distance between two successive bright or dark fringes depends on the distance between  $S_1$  and  $S_2$ , the distance of the screen from the plane of  $S_1S_2$  and the wavelength of light used.

5

I. Consider the following waves :

- (i)  $y_1 = a \sin \omega t$   
(ii)  $y_2 = a \sin 2\omega t$   
(iii)  $y_3 = a \sin (2\omega t + \phi)$   
(iv)  $y_4 = a \sin \left( 4\omega t + \frac{\pi}{2} \right)$

Which pair of the waves coming from two sources  $S_1$  and  $S_2$  will produce interference ?

- (A) (i) and (ii)                      (B) (ii) and (iii)  
(C) (iii) and (iv)                    (D) (iv) and (i)

- II. दो कलासंबद्ध स्रोतों से निर्गमन करने वाली दो प्रकाश तरंगों जिनमें प्रत्येक की तीव्रता समान  $I_0$  है, जिनके बीच  $\lambda/4$  का पथान्तर है, किसी बिन्दु पर मिलती है। इस बिन्दु पर परिणामी तीव्रता होगी
- (A) शून्य (B)  $I_0$   
(C)  $2 I_0$  (D)  $4 I_0$
- III. वन्दना ने यंग का द्वि-झिरी प्रयोग क्रमागत रूप से नारंगी, हरे और लाल प्रकाश का उपयोग करके किया। यदि इन तीनों प्रकरण में फ्रिन्ज चौड़ाई क्रमशः  $\omega_1$ ,  $\omega_2$  और  $\omega_3$  हैं, तो नीचे दिया गया कौन सा संबंध सही है ?
- (A)  $\omega_2 > \omega_1 > \omega_3$   
(B)  $\omega_1 > \omega_2 > \omega_3$   
(C)  $\omega_2 > \omega_3 > \omega_1$   
(D)  $\omega_3 > \omega_1 > \omega_2$
- IV. यंग के द्वि-झिरी प्रयोग में यदि झिरी-पृथकन  $0.8 \text{ mm}$  है तथा व्यतिकरण पैटर्न झिरीयों  $S_1$  और  $S_2$  के तल से  $50 \text{ cm}$  दूरी पर स्थित पर्दे पर प्राप्त होता है। यदि प्रथम चमकीली फ्रिन्ज केन्द्रीय उच्चिष्ठ से  $0.4 \text{ mm}$  दूरी पर बनती है, तो उपयोग किए गए प्रकाश की तरंगदैर्घ्य है
- (A)  $480 \text{ nm}$  (B)  $560 \text{ nm}$   
(C)  $640 \text{ nm}$  (D)  $680 \text{ nm}$
- V. नीचे दिए गए प्रचालनों के कारण यंग के द्वि-झिरी प्रयोग में फ्रिन्जों के कोणीय पृथकन पर होने वाले प्रभाव पर विचार कीजिए :
- (i) पर्दे को झिरीयों के तल से दूर ले जाने पर  
(ii) फ्रिन्जों के प्रेक्षित होने तक दोनों झिरीयों के बीच पृथकन में वृद्धि करना।
- नीचे दिया गया कौन सा विकल्प सही है ?
- (A) यह दोनों प्रकरणों में नियत रहता है।  
(B) यह दोनों प्रकरणों में घट जाता है।  
(C) यह पहले प्रकरण में नियत रहता है परन्तु दूसरे प्रकरण में घट जाता है।  
(D) यह पहले प्रकरण में घटता है परन्तु दूसरे प्रकरण में नियत रहता है।



- II. Two light waves of the same intensity  $I_0$  each, having a path difference of  $\lambda/4$ , emanating from two coherent sources, meet at a point. The resultant intensity at the point will be
- (A) Zero (B)  $I_0$   
(C)  $2 I_0$  (D)  $4 I_0$
- III. Vandana performs Young's double slit experiment by using orange, green and red lights successively. If the fringe widths measured in the three cases are  $\omega_1$ ,  $\omega_2$  and  $\omega_3$  respectively, then which of the following is correct ?
- (A)  $\omega_2 > \omega_1 > \omega_3$   
(B)  $\omega_1 > \omega_2 > \omega_3$   
(C)  $\omega_2 > \omega_3 > \omega_1$   
(D)  $\omega_3 > \omega_1 > \omega_2$
- IV. In a Young's double slit experiment, the slit separation is 0.8 mm and the interference pattern is obtained on a screen kept 50 cm from the plane of the slits  $S_1$  and  $S_2$ . If the first bright fringe is formed 0.4 mm from the central maximum, the wavelength of light used is
- (A) 480 nm (B) 560 nm  
(C) 640 nm (D) 680 nm
- V. Consider the effect on the angular separation of the fringes in a Young's double slit experiment due to the following operations :
- (i) the screen is moved away from the plane of the slits,  
(ii) the separation between the two slits is increased till fringes are observed.
- Which of the following options is correct ?
- (A) It remains constant in both cases.  
(B) It decreases in both cases.  
(C) It remains constant in (i) but decreases in (ii).  
(D) It decreases in (i) but remains constant in (ii).

**Strictly Confidential: (For Internal and Restricted use only)**

**Senior Secondary School Term II Examination, 2022**

**Marking Scheme – PHYSICS (SUBJECT CODE – 042)**

**(PAPER CODE – 55/1/1)**

**General Instructions: -**

1. You are aware that evaluation is the most important process in the actual and correct assessment of the candidates. A small mistake in evaluation may lead to serious problems which may affect the future of the candidates, education system and teaching profession. To avoid mistakes, it is requested that before starting evaluation, you must read and understand the spot evaluation guidelines carefully.
2. **“Evaluation policy is a confidential policy as it is related to the confidentiality of the examinations conducted, Evaluation done and several other aspects. Its’ leakage to public in any manner could lead to derailment of the examination system and affect the life and future of millions of candidates. Sharing this policy/document to anyone, publishing in any magazine and printing in News Paper/Website etc may invite action under IPC.”**
3. Evaluation is to be done as per instructions provided in the Marking Scheme. It should not be done according to one’s own interpretation or any other consideration. Marking Scheme should be strictly adhered to and religiously followed. **However, while evaluating, answers which are based on latest information or knowledge and/or are innovative, they may be assessed for their correctness otherwise and marks be awarded to them. In class-X, while evaluating two competency based questions, please try to understand given answer and even if reply is not from marking scheme but correct competency is enumerated by the candidate, marks should be awarded.**
4. The Head-Examiner must go through the first five answer books evaluated by each evaluator on the first day, to ensure that evaluation has been carried out as per the instructions given in the Marking Scheme. The remaining answer books meant for evaluation shall be given only after ensuring that there is no significant variation in the marking of individual evaluators.
5. Evaluators will mark(  $\checkmark$  ) wherever answer is correct. For wrong answer ‘X’ be marked. Evaluators will not put right kind of mark while evaluating which gives an impression that answer is correct and no marks are awarded. **This is most common mistake which evaluators are committing.**
6. If a question has parts, please award marks on the right-hand side for each part. Marks awarded for different parts of the question should then be totaled up and written in the left-hand margin and encircled. This may be followed strictly.
7. If a question does not have any parts, marks must be awarded in the left-hand margin and encircled. This may also be followed strictly.
8. If a student has attempted an extra question, answer of the question deserving more marks should be retained and the other answer scored out.
9. No marks to be deducted for the cumulative effect of an error. It should be penalized only once.
10. A full scale of marks 0-35 (example 0-40 marks as given in Question Paper) has to be used. Please do not hesitate to award full marks if the answer deserves it.
11. Every examiner has to necessarily do evaluation work for full working hours i.e. 8 hours every day and evaluate 30 answer books per day in main subjects and 35 answer books per day in other subjects (Details are given in Spot Guidelines). This is in view of the reduced syllabus and number of questions in question paper.
12. Ensure that you do not make the following common types of errors committed by the Examiner in the past:-

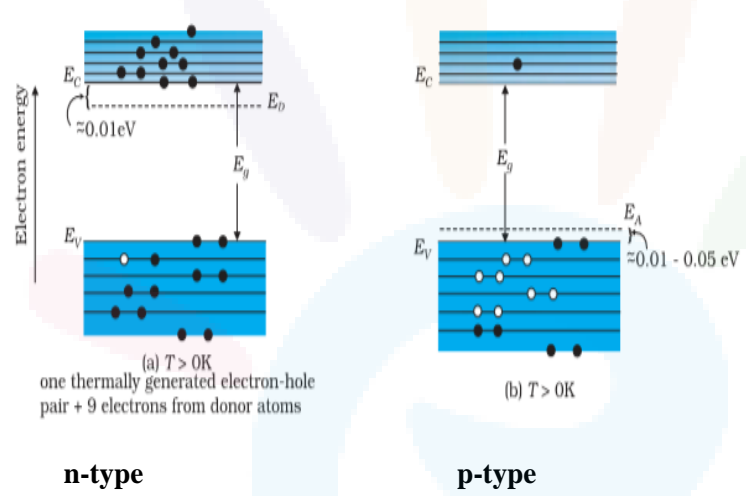
- Leaving answer or part thereof unassessed in an answer book.
  - Giving more marks for an answer than assigned to it.
  - Wrong totaling of marks awarded on a reply.
  - Wrong transfer of marks from the inside pages of the answer book to the title page.
  - Wrong question wise totaling on the title page.
  - Wrong totaling of marks of the two columns on the title page.
  - Wrong grand total.
  - Marks in words and figures not tallying.
  - Wrong transfer of marks from the answer book to online award list.
  - Answers marked as correct, but marks not awarded. (Ensure that the right tick mark is correctly and clearly indicated. It should merely be a line. Same is with the X for incorrect answer.)
  - Half or a part of answer marked correct and the rest as wrong, but no marks awarded.
13. While evaluating the answer books if the answer is found to be totally incorrect, it should be marked as cross (X) and awarded zero (0) Marks.
14. Any unassessed portion, non-carrying over of marks to the title page, or totaling error detected by the candidate shall damage the prestige of all the personnel engaged in the evaluation work as also of the Board. Hence, in order to uphold the prestige of all concerned, it is again reiterated that the instructions be followed meticulously and judiciously.
15. The Examiners should acquaint themselves with the guidelines given in the Guidelines for spot Evaluation before starting the actual evaluation.
16. Every Examiner shall also ensure that all the answers are evaluated, marks carried over to the title page, correctly totaled and written in figures and words.
17. The Board permits candidates to obtain photocopy of the Answer Book on request in an RTI application and also separately as a part of the re-evaluation process on payment of the processing charges.

**MARKING SCHEME**

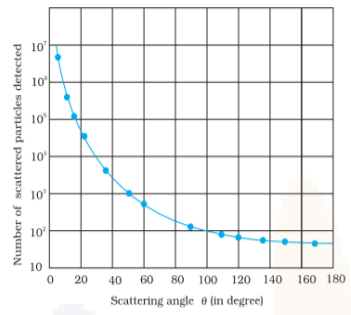
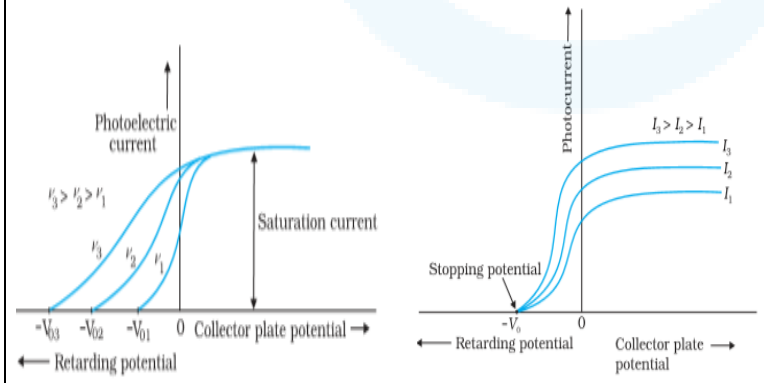
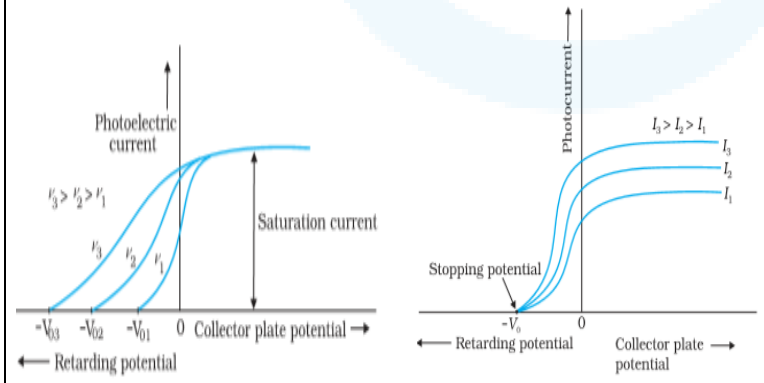
Senior Secondary School Examination TERM-II, 2022

**PHYSICS (Subject Code-042)**

[ Paper Code : 55/1/1 ]

Q. No.	EXPECTED ANSWER / VALUE POINTS	Marks	Total Marks
<b>SECTION—A</b>			
1.	<div style="border: 1px solid black; padding: 5px; margin-bottom: 10px;"> <p>Energy band diagram <span style="float: right;">1/2 + 1/2</span></p> <p>Significance <span style="float: right;">1</span></p> </div>  <p style="text-align: center;"><b>n-type</b> <span style="margin-left: 200px;"><b>p-type</b></span></p> <p><b>Significance</b></p> <p>n-type semiconductors – small energy gap between donor level and conduction band which can be easily covered by thermally excited electrons.</p> <p>p- type semiconductors - small energy gap between acceptor level and valence band which can be easily covered by thermally excited electrons.</p> <p><b>Alternatively</b></p> <p>The conductivity of semiconductor is improved with the creation of donor and acceptor levels.</p>	1/2 + 1/2	
		1/2	
		1/2	
			2



<p>2(a).</p>	<div style="border: 1px solid black; padding: 5px; margin-bottom: 10px;"> <p>Graph <span style="float: right;">1</span>                  Conclusions (any two) <span style="float: right;"><math>\frac{1}{2} + \frac{1}{2}</math></span></p> </div>  <p>(Give full credit if axis are marked and values are not given)</p> <p><b>Conclusions</b></p> <ul style="list-style-type: none"> <li>• Most of the alpha particles pass undeviated through the gold foil.</li> <li>• A few alpha particles, get deflected through 90° or more.</li> <li>• Only about 0.14% of the incident alpha particles are reflected by large angle.</li> <li>• A very few alpha particles retrace their path.</li> </ul> <p><b>Any other two conclusions</b></p> <p style="text-align: center;"><b>OR</b></p> <div style="border: 1px solid black; padding: 5px; margin-top: 10px;"> <p>i) Same intensity different frequency <span style="float: right;">1</span>                  ii) Same frequency different intensity <span style="float: right;">1</span></p> </div> <p>(i) <span style="margin-left: 200px;">(ii)</span></p> 	<p style="text-align: center;">1</p> <p style="text-align: center;"><math>\frac{1}{2} + \frac{1}{2}</math></p> <p style="text-align: center;">2</p>	
<p>2(b).</p>	<p>(i) <span style="margin-left: 200px;">(ii)</span></p> 	<p style="text-align: center;">1+1</p> <p style="text-align: center;">2</p>	



<p>3.</p>	<div style="border: 1px solid black; padding: 5px; margin-bottom: 10px;"> <p style="text-align: center;">Explanation <span style="float: right;">2</span></p> </div> <p>The unidirectional property of a diode makes it suitable for rectification.</p> <p><b>Alternatively</b> The diode conducts when forward biased and does not conduct when reverse biased.</p> <p><b>(Award 1 mark if a student draws the forward and reverse characteristics of a diode.)</b></p>	<p>2</p>	<p>2</p>
<p><b>SECTION- B</b></p>			
<p>4.</p>	<div style="border: 1px solid black; padding: 5px; margin-bottom: 10px;"> <p style="text-align: center;">Definition of distance of closest approach <span style="float: right;">1 ½</span></p> <p style="text-align: center;">Effect on distance of closest approach due to change in K.E. <span style="float: right;">1 ½</span></p> </div> <p>The minimum distance up to which an alpha particle travel along the central line of the nucleus before it rebounds is called distance of closest approach.</p> <p><b>Alternatively</b> An alpha particle travelling directly towards the centre of a nucleus slows down as it approaches the nucleus due to repulsive force. At a distance <math>r_0</math> from the nucleus, the <math>\alpha</math>- particle stops and its total kinetic energy converts into electrostatic potential energy. This distance <math>r_0</math> is called distance of closest approach.</p> $r_0 = \frac{2Ze^2}{4\pi \epsilon_0 K.E.}$ <p>i.e., <math>r_0 \propto \frac{1}{K.E.}</math></p> <p>as K is doubled , <math>r_0</math> is halved.</p> <p><b>(Award full 1½ marks if a student writes <math>r_0</math> is halved without writing formula)</b></p>	<p>1 ½</p> <p>½</p> <p>½</p> <p>½</p>	<p>3</p>
<p>5.</p>	<div style="border: 1px solid black; padding: 5px; margin-bottom: 10px;"> <p style="text-align: center;">Finding distance from source <span style="float: right;">2</span></p> <p style="text-align: center;">Finding nature of image <span style="float: right;">1</span></p> </div> <p>Relation for concave spherical surface</p> $\frac{\mu_1}{-u} + \frac{\mu_2}{v} = \frac{\mu_2 - \mu_1}{R}$ $\frac{1}{-u} + \frac{\mu}{v} = \frac{\mu - 1}{R}$ $\frac{1}{-(-24)} + \frac{1.5}{v} = \frac{1.5 - 1}{-60}$ <p><math>\therefore v = -30</math> cm</p>	<p>½</p> <p>½</p> <p>½</p>	





	<p>Distance of image from point source = <math>-24 - (-30) = 6 \text{ cm}</math>                  Nature of image = Virtual image</p>	<p><math>\frac{1}{2}</math> 1</p>	<p>3</p>
6.	<div style="border: 1px solid black; padding: 5px; display: inline-block;">                     Calculation of mass defect <span style="float: right;">2</span>                      Calculation of energy released <span style="float: right;">1</span> </div> ${}^2_1\text{H} + {}^3_1\text{H} \rightarrow {}^4_2\text{He} + n + \text{Energy}$ <p>Mass defect = mass of reactants – mass of products</p> $\Delta m = m({}^2_1\text{H} + {}^3_1\text{H}) - m({}^4_2\text{He} + {}^1_0n)$ <p>Mass defect = <math>(2 \cdot 014102 + 3 \cdot 016049) - (4 \cdot 002603 + 1 \cdot 008665)</math>  <math>= 5 \cdot 030151 - 5 \cdot 011268</math>  <math>= 0 \cdot 018883u</math></p> <p>Energy released = <math>\Delta m \times 931.5 \text{ MeV}</math>  <math>= 0.018883 \times 931.5 \text{ MeV}</math>  <math>= 17 \cdot 58 \text{ MeV}</math></p>	<p><math>\frac{1}{2}</math> <math>\frac{1}{2}</math> <math>\frac{1}{2}</math> <math>\frac{1}{2}</math> <math>\frac{1}{2}</math> <math>\frac{1}{2}</math></p>	<p>3</p>
7.	<div style="border: 1px solid black; padding: 5px; display: inline-block;">                     Principle of optical fibre <span style="float: right;">1</span>                      Diagram of TIR <span style="float: right;">1</span>                      Use of optical fibre <span style="float: right;"><math>\frac{1}{2} + \frac{1}{2}</math></span> </div> <p>An optical fibre works on the principle of Total internal reflection.</p> <p><b>Alternatively</b></p> <p>Uses of optical fibres (any two)</p> <ol style="list-style-type: none"> <li>i) Medical and optical examination (endoscopy).</li> <li>ii) Transmission and reception of signals</li> <li>iii) Photometric sensors.</li> </ol>	<p>1 1</p>	<p>3</p>
8(a).	<div style="border: 1px solid black; padding: 5px; display: inline-block;">                     Calculation of distance of first minimum <span style="float: right;">1 <math>\frac{1}{2}</math></span>                      Calculation of distance of second maximum <span style="float: right;">1 <math>\frac{1}{2}</math></span> </div>		



	$(i) y = \frac{\lambda D}{a}$ $= \frac{600 \times 10^{-9} \times 1}{0.2 \times 10^{-3}}$ $= 3 \times 10^{-3} \text{ m} = 3 \text{ mm}$	1/2	
	$(ii) y = (n + \frac{1}{2}) \frac{\lambda D}{a}$ $y = (2 + \frac{1}{2}) \frac{\lambda D}{a}$ $y = \frac{5 \lambda D}{2 a}$ $y = \frac{5}{2} \times \frac{600 \times 10^{-9} \times 1}{0.2 \times 10^{-3}}$ $= 7.5 \times 10^{-3} = 7.5 \text{ mm}$	1/2	
	<b>OR</b>		
<b>8(b).</b>	Finding the ratio of powers <span style="float: right;">1 1/2</span> Finding the power of combination and nature <span style="float: right;">1 1/2</span>		
	$(i) \text{ From } P = (\mu - 1) \left( \frac{1}{R_1} - \frac{1}{R_2} \right)$ $P_1 = P_{convex} = (\mu - 1) \left( \frac{1}{R_1} - \left( -\frac{1}{R_2} \right) \right)$ $= (\mu - 1) \left( \frac{2}{R} \right)$ $P_2 = P_{concave} = (\mu - 1) \left( -\frac{1}{R_1} - \frac{1}{R_2} \right)$ $= -(\mu - 1) \left( \frac{2}{R} \right)$ $\therefore \frac{P_1}{P_2} = \frac{(\mu_1 - 1)}{-(\mu_2 - 1)} = \frac{(\mu_1 - 1)}{(1 - \mu_2)}$	1/2	
	$(ii) P = P_1 + P_2$ $= (\mu_1 - 1) \left( \frac{2}{R} \right) + (-\mu_2 - 1) \left( \frac{2}{R} \right)$ $P = \frac{2(\mu_1 - \mu_2)}{R}$ As $\mu_2 > \mu_1$ , $P$ is negative $\therefore$ Nature is diverging	1/2	
		1/2	3



<p>9.</p>	<table border="1" style="width: 100%; border-collapse: collapse;"> <tbody> <tr> <td style="padding: 2px;">i) Calculation of energy of Radiation</td> <td style="text-align: right; padding: 2px;">1 ½</td> </tr> <tr> <td style="padding: 2px;">ii) Calculation of kinetic energy of photoelectron</td> <td style="text-align: right; padding: 2px;">1 ½</td> </tr> </tbody> </table> <p>i) Energy of incident radiation</p> $E = h\nu = h \frac{c}{\lambda}$ $= \frac{6.63 \times 10^{-34} \times 3 \times 10^8}{330 \times 10^{-9}}$ $= 6.027 \times 10^{-19} \text{ J}$ <p>ii) Kinetic energy of photoelectron</p> $\text{K.E.} = E - \phi_0$ $= (6.027 \times 10^{-19} - 3.5 \times 10^{-19}) \text{ J}$ $= 2.527 \times 10^{-19} \text{ J}$	i) Calculation of energy of Radiation	1 ½	ii) Calculation of kinetic energy of photoelectron	1 ½	<p>½</p> <p>½</p> <p>½</p> <p>½</p> <p>½</p> <p>½</p>	<p>3</p>		
i) Calculation of energy of Radiation	1 ½								
ii) Calculation of kinetic energy of photoelectron	1 ½								
<p>10.</p>	<table border="1" style="width: 100%; border-collapse: collapse;"> <tbody> <tr> <td style="padding: 2px;">Statement of working principle of LED</td> <td style="text-align: right; padding: 2px;">1</td> </tr> <tr> <td style="padding: 2px;">Advantages</td> <td style="text-align: right; padding: 2px;">½ + ½</td> </tr> <tr> <td style="padding: 2px;">Disadvantages</td> <td style="text-align: right; padding: 2px;">½ + ½</td> </tr> </tbody> </table> <p>When the diode is forward biased, electrons are sent from n region to p region and holes are sent from p region to n region. At the junction the concentration of minority carriers increases. Thus at the junction, the excess minority carriers recombine with majority carriers and energy is released in the form of photons.</p> <p><b>Advantages (any two):</b></p> <ul style="list-style-type: none"> <li>(i) Low operational voltage</li> <li>(ii) Less power consumption</li> <li>(iii) Fast action</li> <li>(iv) Long life and ruggedness</li> </ul> <p><b>Disadvantages (any two) :</b></p> <ul style="list-style-type: none"> <li>(i) High cost</li> <li>(ii) Can get damaged due to overheating</li> <li>(iii) Excess of voltage or current can damage LED</li> </ul> <p><b>(Note: Award last 1 mark, even if disadvantages are not given.)</b></p>	Statement of working principle of LED	1	Advantages	½ + ½	Disadvantages	½ + ½	<p>1</p> <p>½+½</p> <p>½+½</p>	<p>3</p>
Statement of working principle of LED	1								
Advantages	½ + ½								
Disadvantages	½ + ½								
<p>11(a).</p>	<table border="1" style="width: 100%; border-collapse: collapse;"> <tbody> <tr> <td style="padding: 2px;">i) Reason</td> <td style="text-align: right; padding: 2px;">1</td> </tr> <tr> <td style="padding: 2px;">ii) Identification of radiation</td> <td style="text-align: right; padding: 2px;">1</td> </tr> <tr> <td style="padding: 2px;">Uses</td> <td style="text-align: right; padding: 2px;">½ + ½</td> </tr> </tbody> </table> <p>i) Refraction arises through interaction of incident light with the atomic constituents of matter. Atoms may be viewed as oscillators which take up the frequency of the external agency causing forced oscillations. Thus the frequency of refracted light equals the frequency of incident light.</p>	i) Reason	1	ii) Identification of radiation	1	Uses	½ + ½	<p>1</p>	
i) Reason	1								
ii) Identification of radiation	1								
Uses	½ + ½								

11(b).

**Alternatively**

Frequency is the characteristic of the source of light. So it remains unaffected. But  $\lambda$  depends on refractive index ( $\mu$ ) of the medium as —

$$\lambda_m = \frac{\lambda_o}{\mu}$$

ii) Infrared/ Microwaves/ Radio waves

**Uses of Infrared rays (any two)**

- Remote control
- Green house effect
- Photography in foggy condition
- To reveal secret writings
- Infrared lamps

**Uses of Microwaves (any two)**

- Radar System
- Geostationary satellite
- Microwave ovens

**Uses of Radiowaves (any two)**

- TV transmission
- Radio broadcast
- Mobile transmission

1

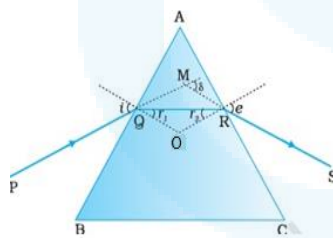
1/2 + 1/2

3

**OR**

i)Diagram	1
Proof of relation $\delta = (i + e) - A$	1 1/2
ii)Finding minimum deviation	1/2

**i) Diagram**



1

$$\delta = (i - r_1) + (e - r_2)$$

$$\delta = (i + e) - (r_1 + r_2)$$

In Quadrilateral AQOR

$$\angle Q = \angle R = 90^\circ \quad \therefore \angle A + \angle O = 180^\circ \quad \text{-----(1)}$$

In  $\Delta QOR$

$$O + r_1 + r_2 = 180^\circ \quad \text{-----(2)}$$

Comparing (1) and (2)

$$\therefore A = r_1 + r_2$$

$$\therefore \delta = (i + e) - A$$

1/2

1/2

1/2



	ii) If a ray passes symmetrically through a prism (parallel to base of prism), the value of angle of deviation is minimum. At this angle $\angle i = \angle e$ and $\angle r_1 = \angle r_2$	$\frac{1}{2}$	3
<b>SECTION- C</b>			
<b>12.</b>	I (B) II (C) III (D) IV (C) V (C)	1 1 1 1 1	5

\* \* \*